

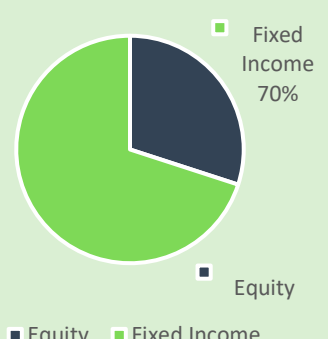
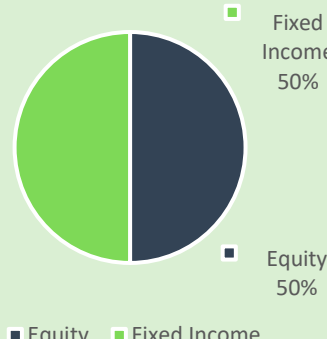
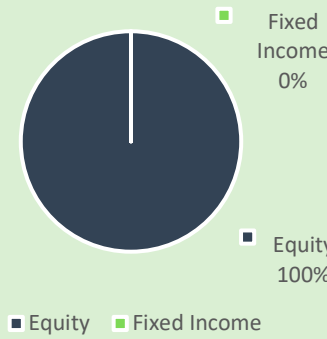


## FUND SUMMARY

AS OF MARCH 2022

Minimum Investment: \$0	Primary Objective: Growth
Maximum Number of Holdings: 12	Secondary Objective: Income
Maximum Portfolio Expense Ratio: 0.10%	Desired Holding Period: Long-term

## ALLOCATION RANGES

CORE CONSERVATIVE	CORE BALANCED	CORE AGGRESSIVE
 <p>Fixed Income 70%</p> <p>Equity</p> <p>■ Equity ■ Fixed Income</p>	 <p>Fixed Income 50%</p> <p>Equity 50%</p> <p>■ Equity ■ Fixed Income</p>	 <p>Fixed Income 0%</p> <p>Equity 100%</p> <p>■ Equity ■ Fixed Income</p>
<b>20-35% Equity &amp; 65-80% Fixed Income</b>	<b>50-65% Equity &amp; 35-50% Fixed Income</b>	<b>85-100% Equity &amp; 0-15% Fixed Income</b>
Our Conservative Allocation provides less risky investors a concentration in fixed income with the opportunity for conservative growth through limited equity positions.	Our Balanced Allocation provides a slightly higher weighting of equity than fixed income. It offers ability to own a smaller total number of holdings that are selected to be strategically diversified.	Our Aggressive Allocation is for riskier investors and consists of a smaller total number of holdings that are heavily weighted in equity positions with limited to no exposure to fixed income.

## DISCLOSURES

All information presented is believed to be factual and up to date, but we do not guarantee its accuracy and it should not be regarded as a complete analysis of the subjects discussed. All expressions of opinion reflect the judgment of the author/presenter as of the date of publication and are subject to change and do not constitute personalized investment advice. A professional advisor should be consulted before implementing any investment strategy. Investments are subject to market risks and potential loss of principal invested, and all investment strategies likewise have the potential for profit or loss. Different types of investments involve varying degrees of risk, and there can be no assurance that any specific investment or strategy will be suitable or profitable for a client's portfolio. All investment strategies have the potential for profit or loss. The information presented herein is intended for educational purposes only and is in no way intended to be interpreted as investment advice. Any charts, graphs, or visual aids presented herein are intended to demonstrate concepts. These visual aids should not in any way be interpreted as a device with which to ascertain investment decisions or an investment approach. ETFs (Exchange Traded Funds) are product offerings that have characteristics of risk and a structure that may cause volatility relative to the underlying securities held. Please be fully informed of these risks by speaking to your advisor and how they may apply to your portfolio or situation. Technical Analysis is a form of research that cannot guarantee any sort of outcome. EWM considers this a form that is any better than any other sort of due diligence including Fundamental Analysis. Do not consider this video to be a solicitation to buy or sell any security or investment.